

FORM NO. MGT-7

[Pursuant to sub-Section(1) of section 92 of the Companies Act, 2013 and sub-rule (1) of rule 11of the Companies (Management and Administration) Rules, 2014]



Annual Return (other than OPCs and Small Companies)

Form language English Hindi

Refer the instruction kit for filing the form.

I. REGISTRATION AND OTHER DETAILS

- (i) * Corporate Identification Number (CIN) of the company
- Global Location Number (GLN) of the company
- * Permanent Account Number (PAN) of the company
- (ii) (a) Name of the company
- (b) Registered office address
- 902, 9th Floor, Raheja Plaza 1, B-Wing,
Opposite R-City Mall, L.B.S Marg, Ghatkopar (W)
Mumbai
Mumbai City
Maharashtra
400006
- (c) *e-mail ID of the company
- (d) *Telephone number with STD code
- (e) Website
- (iii) Date of Incorporation
- (iv)
- | Type of the Company | Category of the Company | Sub-category of the Company |
|---------------------|---------------------------|-------------------------------|
| Public Company | Company limited by shares | Indian Non-Government company |
- (v) Whether company is having share capital Yes No
- (vi) *Whether shares listed on recognized Stock Exchange(s) Yes No

- (b) CIN of the Registrar and Transfer Agent
- Name of the Registrar and Transfer Agent

LINK INTIME INDIA PRIVATE LIMITED

Registered office address of the Registrar and Transfer Agents

C-101, 1st Floor, 247 Park,
Lal Bahadur Shastri Marg, Vikhroli (West)

(vii) *Financial year From date (DD/MM/YYYY) To date (DD/MM/YYYY)

(viii) *Whether Annual general meeting (AGM) held Yes No

(a) If yes, date of AGM

(b) Due date of AGM

(c) Whether any extension for AGM granted Yes No

II. PRINCIPAL BUSINESS ACTIVITIES OF THE COMPANY

*Number of business activities

S.No	Main Activity group code	Description of Main Activity group	Business Activity Code	Description of Business Activity	% of turnover of the company
1	H	Transport and storage	H5	Services incidental to land, water & air transportation	52.95
2	Q	Hospital and Medical Care	Q6	Other Hospital and Medical Care Activities	45.59

III. PARTICULARS OF HOLDING, SUBSIDIARY AND ASSOCIATE COMPANIES (INCLUDING JOINT VENTURES)

*No. of Companies for which information is to be given

S.No	Name of the company	CIN / FCRN	Holding/ Subsidiary/Associate/ Joint Venture	% of shares held
1	AHWSPL INDIA PRIVATE LIMITED <input data-bbox="495 1554 511 1575" type="button" value="+"/>	U74990MH2019PTC325721	Subsidiary	100
2	ASCENT WELLNESS AND PHAR <input data-bbox="495 1638 511 1659" type="button" value="+"/>	U74999MH2019PTC325869	Subsidiary	100
3	AYCON GRAPH CONNECT PRIV <input data-bbox="495 1711 511 1732" type="button" value="+"/>	U72900MH2019PTC327097	Subsidiary	100
4	THREPSI SOLUTIONS PRIVATE I <input data-bbox="495 1795 511 1816" type="button" value="+"/>	U74999MH2019PTC320524	Subsidiary	100
5	AYRO RETAIL SOLUTIONS PRIV <input data-bbox="495 1879 511 1900" type="button" value="+"/>	U74999PN2017PTC190721	Subsidiary	100
6	AKP HEALTHCARE PRIVATE LIM <input data-bbox="495 1953 511 1974" type="button" value="+"/>	U24304KA2017PTC106747	Subsidiary	51.01

7	ARYAN WELLNESS PRIVATE LIM +	U51909HR2017PTC071447	Subsidiary	80
8	VENKATESH MEDICO PRIVATE +	U24304KA2017PTC106716	Subsidiary	51
9	MAHAVEER MEDI-SALES PRIVA +	U51103KA2016PTC086880	Subsidiary	51
10	DIAL HEALTH DRUG SUPPLIES +	U51101MH2015PTC270083	Subsidiary	100
11	ARZT AND HEALTH PRIVATE LI +	U51100MH2018PTC303960	Subsidiary	100
12	DOCON TECHNOLOGIES PRIVA +	U72900KA2016PTC126436	Subsidiary	100
13	REENAV PHARMA PRIVATE LIM +	U74999MH2018PTC308208	Subsidiary	51
14	AUSHAD PHARMA DISTRIBUTO +	U24290KA2018PTC119413	Subsidiary	51.1
15	AARUSH TIRUPATI ENTERPRISE +	U51909WB2020PTC235986	Subsidiary	100
16	DESAI PHARMA DISTRIBUTORS +	U74999MH2013PTC247908	Subsidiary	100
17	EASTERN AGENCIES HEALTHC/ +	U74999MH2013PTC248123	Subsidiary	100
18	D. C. AGENCIES PRIVATE LIMIT +	U74999DL2016PTC304376	Subsidiary	100
19	MUTHU PHARMA PRIVATE LIM +	U51909TN2016PTC104638	Subsidiary	100
20	PEARL MEDICALS PRIVATE LIM +	U85120TN1999PTC042837	Subsidiary	100
21	RAU AND CO PHARMA PRIVAT +	U51109TN2016PTC104216	Subsidiary	100
22	SHELL PHARMACEUTICALS PRI +	U51909TN2009PTC072476	Subsidiary	100
23	VPI MEDISALES PRIVATE LIMIT +	U51909KA2016PTC095479	Subsidiary	100
24	AVIGHNA MEDICARE PRIVATE I +	U51909PN2018PTC179888	Subsidiary	100
25	INSTINCT INNOVATIONS PRIVA +	U72300MH2015PTC270042	Subsidiary	100
26	MEDLIFE WELLNESS RETAIL PR +	U24290KA2019PTC119959	Subsidiary	100
27	METARAIN DISTRIBUTORS PRIV +	U74900KA2014PTC076073	Subsidiary	100
28	NUCLEAR HEALTHCARE LIMIT +	U74120MH2011PLC212839	Subsidiary	71.18
29	THYROCARE TECHNOLOGIES L +	L85110MH2000PLC123882	Subsidiary	71.18
30	SHREEJI DISTRIBUTORS PHARM +	U52310MH2006PTC159945	Subsidiary	67.3
31	VARDHMAN HEALTH SPECIALI +	U85110KA1997PTC022000	Subsidiary	67.3

32	AKNA MEDICAL PRIVATE LIMITED	U74999HR2018PTC073972	Subsidiary	67.3
33	ALLUMER MEDICAL PRIVATE LIMITED	U33110DL2014PTC268297	Subsidiary	67.3
34	COSAINDIS PRODUCTS PRIVATE LIMITED	U24230HR2021PTC093612	Subsidiary	67.3
35	SUPPLYTHIS TECHNOLOGIES PRIVATE LIMITED	U51909KA2021PTC148214	Subsidiary	67.3
36	HEALTHCHAIN PRIVATE LIMITED	U72900KA2021PTC147222	Subsidiary	67.3
37	CARE EASY HEALTH TECH PRIVATE LIMITED	U85100MH2021PTC371921	Subsidiary	80
38	Impex Healthcare Private Limited	U51900DL2020PTC370176	Associate	20
39	Equinox Labs Private Limited	U74999MH2017PTC297024	Associate	30
40	Marg ERP Limited	U72200DL2000PLC108674	Associate	49.17

IV. SHARE CAPITAL, DEBENTURES AND OTHER SECURITIES OF THE COMPANY

(i) *SHARE CAPITAL

(a) Equity share capital

Particulars	Authorised capital	Issued capital	Subscribed capital	Paid up capital
Total number of equity shares	10,048,189,000	6,142,041,070	6,142,041,070	6,142,041,070
Total amount of equity shares (in Rupees)	10,048,189,000	6,142,041,070	6,142,041,070	6,142,041,070

Number of classes

1

Class of Shares	Authorised capital	Issued capital	Subscribed capital	Paid up capital
Equity Shares of FV of Re.1/- each				
Number of equity shares	10,048,189,000	6,142,041,070	6,142,041,070	6,142,041,070
Nominal value per share (in rupees)	1	1	1	1
Total amount of equity shares (in rupees)	10,048,189,000	6,142,041,070	6,142,041,070	6,142,041,070

(b) Preference share capital

Particulars	Authorised capital	Issued capital	Subscribed capital	Paid-up capital
Total number of preference shares	262,611,000	0	0	0
Total amount of preference shares (in rupees)	262,611,000	0	0	0

Number of classes

1

Class of shares	Authorised capital	Issued capital	Subscribed capital	Paid up capital
Preference Shares of FV of Re. 1/- each				
Number of preference shares	262,611,000	0	0	0
Nominal value per share (in rupees)	1	0	0	
Total amount of preference shares (in rupees)	262,611,000	0	0	

(c) Unclassified share capital

Particulars	Authorised Capital
Total amount of unclassified shares	0

(d) Break-up of paid-up share capital

Class of shares	Number of shares			Total nominal amount	Total Paid-up amount	Total premium
	Physical	DEMAT	Total			
Equity shares						
At the beginning of the year	51,382,040	204,819,160	256201200	256,201,200	256,201,200	
Increase during the year	0	5,937,221,959	5937221910	5,885,839,800	5,885,839,800	101,437,672
i. Public Issues	0	0	0	0	0	0
ii. Rights issue	0	0	0	0	0	0
iii. Bonus issue	0	5,583,673,700	5583673700	5,583,673,700	5,583,673,700	0
iv. Private Placement/ Preferential allotment	0	109,273,800	109273800	109,273,800	109,273,800	44,447,391,400
v. ESOPs	0	4,512,250	4512250	4,512,250	4,512,250	30,369,904,000
vi. Sweat equity shares allotted	0	0	0	0	0	0
vii. Conversion of Preference share	0	162,647,680	162647680	162,647,680	162,647,680	53,025,562,000
viii. Conversion of Debentures	0	25,732,440	25732440	25,732,440	25,732,440	3,934,348,500
ix. GDRs/ADRs	0	0	0	0	0	0
x. Others, specify	0	51,382,040	51382040	0	0	
Conversion of physical shares into demat shares						
Decrease during the year	51,382,040	0	51382040	0	0	0
i. Buy-back of shares	0	0	0	0	0	0
ii. Shares forfeited	0	0	0	0	0	0
iii. Reduction of share capital	0	0	0	0	0	0

iv. Others, specify	51,382,040	0	51382040	0	0	
Conversion of physical shares into demat shares						
At the end of the year	0	6,142,041,0	6142041070	6,142,041,0	6,142,041,0	
Preference shares						
At the beginning of the year	2,351,468	9,123,721	11475189	114,751,890	114,751,890	
Increase during the year	0	7,141,047	7141047	47,895,790	47,895,790	44,447,391,4
i. Issues of shares	0	4,789,579	4789579	47,895,790	47,895,790	44,447,391,4
ii. Re-issue of forfeited shares	0	0	0	0	0	0
iii. Others, specify	0	2,351,468	2351468	0	0	
Conversion of physical shares into demat						
Decrease during the year	2,351,468	16,264,768	18616236	0	0	5,302,556,20
i. Redemption of shares	0		0			
ii. Shares forfeited	0	0	0	0	0	0
iii. Reduction of share capital	0	0	0	0	0	0
iv. Others, specify	2,351,468	16,264,768	18616236			5,302,556,20
Conversion of physical shares into demat and conv						
At the end of the year	0	0	0	162,647,680	162,647,680	

ISIN of the equity shares of the company

INE0DJ201029

(ii) Details of stock split/consolidation during the year (for each class of shares)

2

Class of shares		(i)	(ii)	(iii)
Before split / Consolidation	Number of shares	1,004,818,900	26,261,100	
	Face value per share	10	10	
After split / Consolidation	Number of shares	10,048,189,000	262,611,000	
	Face value per share	1	1	

(iii) Details of shares/Debentures Transfers since closure date of last financial year (or in the case of the first return at any time since the incorporation of the company) *

Nil

[Details being provided in a CD/Digital Media]

Yes No Not Applicable

Separate sheet attached for details of transfers

Yes No

Note: In case list of transfer exceeds 10, option for submission as a separate sheet attachment or submission in a CD/Digital Media may be shown.

Date of the previous annual general meeting	<input type="text"/>
---	----------------------

Date of registration of transfer (Date Month Year)	<input type="text"/>
--	----------------------

Type of transfer	<input type="text"/>	1 - Equity, 2- Preference Shares,3 - Debentures, 4 - Stock
------------------	----------------------	--

Number of Shares/ Debentures/ Units Transferred	<input type="text"/>	Amount per Share/ Debenture/Unit (in Rs.)	<input type="text"/>
---	----------------------	---	----------------------

Ledger Folio of Transferor	<input type="text"/>
----------------------------	----------------------

Transferor's Name	<input type="text"/>	<input type="text"/>	<input type="text"/>
	Surname	middle name	first name

Ledger Folio of Transferee	<input type="text"/>
----------------------------	----------------------

Transferee's Name	<input type="text"/>	<input type="text"/>	<input type="text"/>
	Surname	middle name	first name

Date of registration of transfer (Date Month Year)	<input type="text"/>
--	----------------------

Type of transfer	<input type="text"/>	1 - Equity, 2- Preference Shares,3 - Debentures, 4 - Stock
------------------	----------------------	--

Number of Shares/ Debentures/ Units Transferred	<input type="text"/>	Amount per Share/ Debenture/Unit (in Rs.)	<input type="text"/>
---	----------------------	---	----------------------

Ledger Folio of Transferor		<input type="text"/>	
Transferor's Name	<input type="text"/>	<input type="text"/>	<input type="text"/>
	Surname	middle name	first name
Ledger Folio of Transferee		<input type="text"/>	
Transferee's Name	<input type="text"/>	<input type="text"/>	<input type="text"/>
	Surname	middle name	first name

(iv) *Debentures (Outstanding as at the end of financial year)

Particulars	Number of units	Nominal value per unit	Total value
Non-convertible debentures	0	0	0
Partly convertible debentures	0	0	0
Fully convertible debentures	0	0	0
Total			0

Details of debentures

Class of debentures	Outstanding as at the beginning of the year	Increase during the year	Decrease during the year	Outstanding as at the end of the year
Non-convertible debentures	0	506,330	506,330	0
Partly convertible debentures	0	0	0	0
Fully convertible debentures	856,378	399,935	1,256,313	0

(v) Securities (other than shares and debentures)

0

Type of Securities	Number of Securities	Nominal Value of each Unit	Total Nominal Value	Paid up Value of each Unit	Total Paid up Value
Total	<input type="text"/>		<input type="text"/>		<input type="text"/>

V. *Turnover and net worth of the company (as defined in the Companies Act, 2013)

(i) Turnover

1,697,397,655

(ii) Net worth of the Company

115,834,697,110

VI. (a) *SHARE HOLDING PATTERN - Promoters

S. No.	Category	Equity		Preference	
		Number of shares	Percentage	Number of shares	Percentage
1.	Individual/Hindu Undivided Family				
	(i) Indian	0	0	0	
	(ii) Non-resident Indian (NRI)	0	0	0	
	(iii) Foreign national (other than NRI)	0	0	0	
2.	Government				
	(i) Central Government	0	0	0	
	(ii) State Government	0	0	0	
	(iii) Government companies	0	0	0	
3.	Insurance companies	0	0	0	
4.	Banks	0	0	0	
5.	Financial institutions	0	0	0	
6.	Foreign institutional investors	0	0	0	
7.	Mutual funds	0	0	0	
8.	Venture capital	0	0	0	
9.	Body corporate (not mentioned above)	0	0	0	
10.	Others NIL	0	0	0	
	Total	0	0	0	0

Total number of shareholders (promoters)

0

(b) *SHARE HOLDING PATTERN - Public/Other than promoters

S. No.	Category	Equity		Preference	
		Number of shares	Percentage	Number of shares	Percentage

1.	Individual/Hindu Undivided Family				
	(i) Indian	1,511,835,188	24.61	0	
	(ii) Non-resident Indian (NRI)	36,022,682	0.59	0	
	(iii) Foreign national (other than NRI)	0	0	0	
2.	Government				
	(i) Central Government	0	0	0	
	(ii) State Government	0	0	0	
	(iii) Government companies	0	0	0	
3.	Insurance companies	0	0	0	
4.	Banks	0	0	0	
5.	Financial institutions	0	0	0	
6.	Foreign institutional investors	0	0	0	
7.	Mutual funds	0	0	0	
8.	Venture capital	0	0	0	
9.	Body corporate (not mentioned above)	4,425,954,382	72.06	0	
10.	Others LLP and Trusts	168,228,818	2.74	0	
	Total	6,142,041,070	100	0	0

Total number of shareholders (other than promoters)

14,695

**Total number of shareholders (Promoters+Public/
Other than promoters)**

14,695

**VII. *NUMBER OF PROMOTERS, MEMBERS, DEBENTURE HOLDERS
(Details, Promoters, Members (other than promoters), Debenture holders)**

Details	At the beginning of the year	At the end of the year
Promoters	0	0
Members (other than promoters)	63	14,695
Debenture holders	6	0








VIII. DETAILS OF DIRECTORS AND KEY MANAGERIAL PERSONNEL

(A) *Composition of Board of Directors

Category	Number of directors at the beginning of the year		Number of directors at the end of the year		Percentage of shares held by directors as at the end of year	
	Executive	Non-executive	Executive	Non-executive	Executive	Non-executive
A. Promoter	0	0	0	0	0	0
B. Non-Promoter	3	7	3	8	0	0
(i) Non-Independent	3	7	3	3	0	0
(ii) Independent	0	0	0	5	0	0
C. Nominee Directors representing	0	0	0	0	0	0
(i) Banks & FIs	0	0	0	0	0	0
(ii) Investing institutions	0	0	0	0	0	0
(iii) Government	0	0	0	0	0	0
(iv) Small share holders	0	0	0	0	0	0
(v) Others	0	0	0	0	0	0
Total	3	7	3	8	0	0

Number of Directors and Key managerial personnel (who is not director) as on the financial year end date 14

(B) (i) *Details of directors and Key managerial personnel as on the closure of financial year

Name	DIN/PAN	Designation	Number of equity share(s) held	Date of cessation (after closure of financial year : If any)
SIDDHARTH BHASKAR 	05186193	Managing Director	40,887,880	
HARSH SHAILESH PAI 	06661731	Whole-time director	13,543,750	
DHARMIL NIRUPAM SHARMA 	06999772	Whole-time director	12,056,825	
ANKUR NAND THADANI 	03566737	Director	0	
ADITYA TAPISHWAR FADnis 	00062650	Director	13,117,280	
DEEPAK CALIAN VAID 	00337276	Director	10,931,030	
JAYDEEP DAHYALAL 	05014753	Director	183,370	

Name	DIN/PAN	Designation	Number of equity share(s) held	Date of cessation (after closure of financial year : If any)
RAMAKANT SHARMA	02318054	Director	1,405,030	21/04/2022
VINEETA RAI	07013113	Director	0	
SUBRAMANIAM SOMA	01494407	Director	0	
ASHUTOSH SHARMA	07825610	Director	0	
DRASHTI SHRIRAM S	AUHPS6598N	Company Secretar	0	
SIDDHARTH BHASKAF	BIGPS6015Q	CEO	40,887,880	
VENKATARAMANA RA	ABFPC5808C	CFO	0	

(ii) Particulars of change in director(s) and Key managerial personnel during the year

31

Name	DIN/PAN	Designation at the beginning / during the financial year	Date of appointment/ change in designation/ cessation	Nature of change (Appointment/ Change in designation/ Cessation)
ASHUTOSH SHARMA	07825610	Additional director	05/04/2021	Appointment
ASHUTOSH SHARMA	07825610	Director	07/04/2021	Change in designation
PUNCHAM MUKIM	07686367	Director	08/04/2021	Cessation
PREM VENKATACHAL +	05268309	Director	08/04/2021	Cessation
ADITYA PURI	00062650	Additional director	20/04/2021	Appointment
DEEPAK CALIAN VAID +	00337276	Additional director	20/04/2021	Appointment
VED PRAKASH KALAN +	08950500	Additional director	27/05/2021	Appointment
CHEBOLU VENKATA R +	ABFPC5808C	CFO	16/06/2021	Appointment
VED PRAKASH KALAN +	08950500	Director	17/06/2021	Change in designation
VISHAL VIJAY GUPTA	01913013	Director	07/09/2021	Cessation
DHAVAL RAJESH SHA +	07485688	Director	07/09/2021	Cessation
SIDDHARTH BHASKAR +	BIGPS6015Q	CEO	09/09/2021	Change in designation
VINEETA RAI	07013113	Additional director	09/09/2021	Appointment
SUBRAMANIAM SOMA +	01494407	Additional director	09/09/2021	Appointment
RAMAKANT SHARMA	02318054	Additional director	09/09/2021	Appointment
JAYDEEP DAHYALAL +	05014753	Additional director	09/09/2021	Appointment
DHARMIL NIRUPAM SH +	06999772	Additional director	09/09/2021	Appointment
DEEPAK CALIAN VAID +	00337276	Additional director	09/09/2021	Change in designation
ADITYA PURI	00062650	Director	09/09/2021	Change in designation
DOVALDAS BUZINSKA +	08935969	Director	09/09/2021	Cessation

IX. MEETINGS OF MEMBERS/CLASS OF MEMBERS/BOARD/COMMITTEES OF THE BOARD OF DIRECTORS

A. MEMBERS/CLASS /REQUISITIONED/NCLT/COURT CONVENED MEETINGS

Number of meetings held

13

Type of meeting	Date of meeting	Total Number of Members entitled to attend meeting	Attendance	
			Number of members attended	% of total shareholding
EXTRA ORDINARY GENERAL MEETING	07/04/2021	63	5	2.86
EXTRA ORDINARY GENERAL MEETING	17/05/2021	66	4	2.64
EXTRA ORDINARY GENERAL MEETING	31/05/2021	68	4	2.63
EXTRA ORDINARY GENERAL MEETING	17/06/2021	76	4	2.61
EXTRA ORDINARY GENERAL MEETING	24/07/2021	76	4	2.54
EXTRA ORDINARY GENERAL MEETING	07/08/2021	84	4	2.54
EXTRA ORDINARY GENERAL MEETING	09/09/2021	84	4	2.26
EXTRA ORDINARY GENERAL MEETING	18/09/2021	84	5	2.2
ANNUAL GENERAL MEETING	01/10/2021	114	6	5.09
EXTRA ORDINARY GENERAL MEETING	13/10/2021	139	5	4.15
EXTRA ORDINARY GENERAL MEETING	22/06/2021	76	46	
EXTRA ORDINARY GENERAL MEETING	22/06/2021	76	50	

B. BOARD MEETINGS

*Number of meetings held

16

S. No.	Date of meeting	Total Number of directors associated as on the date of meeting	Attendance	
			Number of directors attended	% of attendance
1	07/04/2021	11	10	90.91
2	15/05/2021	11	4	36.36
3	27/05/2021	13	11	84.62
4	16/06/2021	12	4	33.33
5	25/06/2021	13	13	100
6	01/07/2021	12	10	83.33
7	24/07/2021	12	9	75
8	06/09/2021	12	10	83.33

S. No.	Date of meeting	Total Number of directors associated as on the date of meeting	Attendance	
			Number of directors attended	% of attendance
9	09/09/2021	7	5	71.43
10	17/09/2021	12	8	66.67
11	28/09/2021	12	6	50
12	13/10/2021	12	10	83.33

C. COMMITTEE MEETINGS

Number of meetings held

9

S. No.	Type of meeting	Date of meeting	Total Number of Members as on the date of the meeting	Attendance	
				Number of members attended	% of attendance
1	Audit Committee	28/10/2021	3	2	66.67
2	Audit Committee	31/10/2021	3	2	66.67
3	Audit Committee	19/02/2022	3	2	66.67
4	Nomination and Remuneration	31/12/2021	3	3	100
5	Stakeholders Forum	31/03/2022	4	3	75
6	IPO Committee	02/11/2021	2	2	100
7	IPO Committee	08/11/2021	2	2	100
8	IPO Committee	18/02/2022	2	2	100
9	Independent Directors	25/03/2022	5	5	100

D. *ATTENDANCE OF DIRECTORS

S. No.	Name of the director	Board Meetings			Committee Meetings			Whether attended AGM held on (Y/N/NA)
		Number of Meetings which director was entitled to attend	Number of Meetings attended	% of attendance	Number of Meetings which director was entitled to attend	Number of Meetings attended	% of attendance	
		1	SIDDHARTH K	16	15	93.75	3	
2	HARSH SHAIK	16	15	93.75	3	3	100	
3	DHARMIL NIRMAL	7	2	28.57	1	1	100	

4	ANKUR NANE	16	10	62.5	5	4	80	
5	ADITYA TAPIS	15	6	40	0	0	0	
6	DEEPAK CAL	15	11	73.33	2	2	100	
7	JAYDEEP DA	7	5	71.43	1	1	100	
8	RAMAKANT S	7	2	28.57	5	2	40	
9	VINEETA RAI	7	5	71.43	2	2	100	
10	SUBRAMANIA	7	6	85.71	4	4	100	
11	ASHUTOSH S	16	10	62.5	1	1	100	

X. *REMUNERATION OF DIRECTORS AND KEY MANAGERIAL PERSONNEL

Nil

Number of Managing Director, Whole-time Directors and/or Manager whose remuneration details to be entered

3

S. No.	Name	Designation	Gross Salary	Commission	Stock Option/ Sweat equity	Others	Total Amount
1	SIDDHARTH BHAS	Managing Director	10,683,333	0	0	586,574,105	597,257,438
2	HARSH SHAILESH	Whole Time Director	9,183,333	0	0	550,698,820	559,882,153
3	DHARMIL NIRUPAI	Whole Time Director	13,683,333	0	0	774,423,156	788,106,489
	Total		33,549,999	0	0	1,911,696,081	1,945,246,080

Number of CEO, CFO and Company secretary whose remuneration details to be entered

3

S. No.	Name	Designation	Gross Salary	Commission	Stock Option/ Sweat equity	Others	Total Amount
1	SIDDHARTH BHAS	CEO	10,683,333	0	0	586,574,105	597,257,438
2	VENKATARAMANA	CFO	14,950,528	0	0	0	14,950,528
3	DRASHTI SHRIRAM	CS	5,978,695	0	0	40,537,049	46,515,744
	Total		31,612,556	0	0	627,111,154	658,723,710

Number of other directors whose remuneration details to be entered

5

S. No.	Name	Designation	Gross Salary	Commission	Stock Option/ Sweat equity	Others	Total Amount
1	JAYDEEP TANK	Independent Director	0	1,200,000	0	60,000	1,260,000
2	DEEPAK VAIDYA	Independent Director	0	2,500,000	0	80,000	2,580,000

S. No.	Name	Designation	Gross Salary	Commission	Stock Option/ Sweat equity	Others	Total Amount
3	RAMAKANT SHARMA	Independent Dir	0	1,200,000	0	40,000	1,240,000
4	VINEETA RAI	Independent Dir	0	2,500,000	0	70,000	2,570,000
5	SUBRAMANIAM S	Independent Dir	0	4,500,000	0	100,000	4,600,000
	Total		0	11,900,000	0	350,000	12,250,000

XI. MATTERS RELATED TO CERTIFICATION OF COMPLIANCES AND DISCLOSURES

* A. Whether the company has made compliances and disclosures in respect of applicable provisions of the Companies Act, 2013 during the year Yes No

B. If No, give reasons/observations

XII. PENALTY AND PUNISHMENT - DETAILS THEREOF

(A) DETAILS OF PENALTIES / PUNISHMENT IMPOSED ON COMPANY/DIRECTORS /OFFICERS Nil

Name of the company/ directors/ officers	Name of the court/ concerned Authority	Date of Order	Name of the Act and section under which penalised / punished	Details of penalty/ punishment	Details of appeal (if any) including present status

(B) DETAILS OF COMPOUNDING OF OFFENCES Nil

Name of the company/ directors/ officers	Name of the court/ concerned Authority	Date of Order	Name of the Act and section under which offence committed	Particulars of offence	Amount of compounding (in Rupees)

XIII. Whether complete list of shareholders, debenture holders has been enclosed as an attachment

Yes No

XIV. COMPLIANCE OF SUB-SECTION (2) OF SECTION 92, IN CASE OF LISTED COMPANIES

In case of a listed company or a company having paid up share capital of Ten Crore rupees or more or turnover of Fifty Crore rupees or more, details of company secretary in whole time practice certifying the annual return in Form MGT-8.

Name

Whether associate or fellow

Associate Fellow

Certificate of practice number

I/We certify that:

- (a) The return states the facts, as they stood on the date of the closure of the financial year aforesaid correctly and adequately.
- (b) Unless otherwise expressly stated to the contrary elsewhere in this Return, the Company has complied with all the provisions of the Act during the financial year.

Declaration

I am Authorised by the Board of Directors of the company vide resolution no. ... dated

(DD/MM/YYYY) to sign this form and declare that all the requirements of the Companies Act, 2013 and the rules made thereunder in respect of the subject matter of this form and matters incidental thereto have been complied with. I further declare that:

1. Whatever is stated in this form and in the attachments thereto is true, correct and complete and no information material to the subject matter of this form has been suppressed or concealed and is as per the original records maintained by the company.
2. All the required attachments have been completely and legibly attached to this form.

Note: Attention is also drawn to the provisions of Section 447, section 448 and 449 of the Companies Act, 2013 which provide for punishment for fraud, punishment for false statement and punishment for false evidence respectively.

To be digitally signed by

Director

DIN of the director

To be digitally signed by

Company Secretary

Company secretary in practice

Membership number

Certificate of practice number

Attachments

- 1. List of share holders, debenture holders
- 2. Approval letter for extension of AGM;
- 3. Copy of MGT-8;
- 4. Optional Attachment(s), if any

Attach
Attach
Attach
Attach

List of attachments

Board Meetings.pdf Particulars of change in director and KMP. Note on Share Capital.pdf Details of EGM.pdf

Remove attachment

Modify

Check Form

Prescrutiny

Submit

This eForm has been taken on file maintained by the Registrar of Companies through electronic mode and on the basis of statement of correctness given by the company

B. BOARD MEETINGS:

S. No.	Date of Meeting	Total Number of directors associated as on the date of meeting	Attendance	
			Numbers of Directors attended	% of attendance
1	07-04-2021	11	10	90.91
2	15-05-2021	11	4	36.36
3	27-05-2021	13	11	84.62
4	16-06-2021	12	4	33.33
5	25-06-2021	13	13	100.00
6	01-07-2021	12	10	83.33
7	24-07-2021	12	9	75
8	06-09-2021	12	10	83.33
9	09-09-2021	7	5	71.43
10	17-09-2021	12	8	66.67
11	28-09-2021	12	6	50
12	13-10-2021	12	10	83.33
13	28-10-2021	11	8	72.72
14	31-10-2021	11	5	45.45
15	31-12-2021	11	5	45.45
16	19-02-2022	11	8	72.72

VIII. DETAILS OF DIRECTORS AND KEY MANAGERIAL PERSONNEL**(ii) Particulars of change in director(s) and Key Managerial personnel during the year**

Sr. No.	Name	DIN / PAN	Designation at the beginning / during the Financial Year	Date of appointment / change in designation/ cessation	Nature of change (Appointment / Change in designation / Cessation)
1.	Ashutosh Sharma	07825610	Additional Director	05-04-2021	Appointment
2.	Ashutosh Sharma	07825610	Director	07-04-2021	Change in designation
3.	Puncham Mukim	07686367	Director	08-04-2021	Cessation
4.	Prem Venkatachalam Pavor	05268309	Director	08-04-2021	Cessation
5.	Aditya Puri	00062650	Additional Director	20-04-2021	Appointment
6.	Deepak Calian Vaidya	00337276	Additional Director	20-04-2021	Appointment
7.	Ved Prakash Kalanoria	08950500	Additional Director	27-05-2021	Appointment
8.	Chebolu Venkata Ramana Ram	ABFPC5808C	Chief Financial Officer	16-06-2021	Appointment
9.	Ved Prakash Kalanoria	08950500	Director	17-06-2021	Change in designation
10.	Vishal Vijay Gupta	01913013	Director	07-09-2021	Cessation
11.	Dhaval Rajesh Shah	07485688	Director	07-09-2021	Cessation
12.	Siddharth Bhaskar Shah	BIGPS6015Q	Chief Executive Officer	09-09-2021	Change in designation
13.	Vineeta Rai	07013113	Additional Independent Director	09-09-2021	Appointment
14.	Subramaniam Somasundaram	01494407	Additional Independent Director	09-09-2021	Appointment
15.	Ramakant Sharma	02318054	Additional Independent Director	09-09-2021	Appointment
16.	Jaydeep Dahyalal Tank	05014753	Additional Independent Director	09-09-2021	Appointment
17.	Dharmil Nirupam Sheth	06999772	Additional Director	09-09-2021	Appointment
18.	Deepak Calian Vaidya	00337276	Additional Independent Director	09-09-2021	Change in designation
19.	Aditya Puri	00062650	Director	09-09-2021	Change in designation
20.	Dovaldas Buzinskas	08935969	Director	09-09-2021	Cessation
21.	Kartik Srivatsva	03559152	Director	09-09-2021	Cessation
22.	Sandeep Singh	07973666	Director	09-09-2021	Cessation
23.	Deepak Calian Vaidya	00337276	Independent Director	01-10-2021	Change in designation
24.	Aditya Puri	00062650	Chairman	01-10-2021	Change in designation

25.	Dharmil Nirupam Sheth	06999772	Whole Time Director	01-10-2021	Change in designation
26.	Vineeta Rai	07013113	Independent Director	01-10-2021	Change in designation
27.	Subramaniam Somasundaram	01494407	Independent Director	01-10-2021	Change in designation
28.	Ramakant Sharma	02318054	Independent Director	01-10-2021	Change in designation
29.	Jaydeep Dahyalal Tank	05014753	Independent Director	01-10-2021	Change in designation
30.	Ved Prakash Kalanoria	08950500	Director	22-10-2021	Cessation
31.	Ramakant Sharma	02318054	Independent Director	21-04-2022	Cessation

Clarification with respect to the paid-up equity share capital of API Holdings Limited (“Company”) for the financial year ended on March 31, 2022

Respected Sir,

This is to inform that due to limitation in mentioning the details in form MGT-7, the Company is unable to mention complete details of the changes in its paid-up equity share capital during the financial year 2021-22. Therefore, request you to kindly take note of the below mentioned details:

	Actual Number			Restated Number*		
	Physical	Demat	Total	Physical	Demat	Total
Equity shares						
At the beginning of the year	51,38,204	2,04,81,916	2,56,20,120	56,52,02,440	2,25,30,10,760	2,81,82,13,200
Increase during the year	-	389,49,187	-	-	3,88,90,30,310	388,90,30,310
i. Public Issues	-	-	-	-	-	-
ii. Rights issue	-	-	-	-	-	-
iii. Bonus issue	<i>Please refer below remark</i>					
iv. Private Placement/ Preferential allotment	-	1,09,27,380	1,09,27,380	-	1,20,20,11,800	1,20,20,11,800
v. (a)ESOPs before bonus issue and subdivision	-	51,851	51,851	-	57,03,610	57,03,610
v. (b) ESOPs before subdivision (but post bonus issue)	-	39,93,740	39,93,740	-	3,99,37,400	3,99,37,400
vi. Sweat equity shares allotted	-	-	-	-	-	-
vii. Conversion of Preference share	-	1,62,64,768	1,62,64,768	-	1,78,91,24,480	1,78,91,24,480

viii. Conversion of Debentures	-	25,73,244	25,73,244	-	28,30,56,840	28,30,56,840
ix. GDRs/ADRs	-	-	-	-	-	-
x. Others, specify Conversion of physical shares to demat	-	51,38,204	51,38,204	-	56,52,02,440	56,52,02,440
Decrease during the year	-	-	-	(56,52,02,440)	-	(56,52,02,440)
i. Buy-back of shares	-	-	-	-	-	-
ii. Shares forfeited	-	-	-	-	-	-
iii. Reduction of share capital	-	-	-	-	-	-
iv. Others, specify Conversion of physical shares to demat	(51,38,204)	-	0	(56,52,02,440)	-	-
At the end of the year	-			0	614,20,41,070	614,20,41,070

*The number of shares adjusted pursuant to Bonus Issue in the ratio of 10:1 i.e. 10 equity bonus shares were allotted on October 29, 2021 for every 1 fully paid-up share held by the shareholder as on the record date i.e. October 28, 2021 and pursuant to Sub-division of face value of share from Rs. 10/- per share to Re. 1/- per share on October 29, 2021. However 39,93,740 ESOP were allotted before subdivision (but post bonus issue) so the numbers are accordingly adjusted.

MEMBERS/CLASS /REQUISITIONED/NCLT/COURT CONVENED MEETINGS:

Additional meeting details due to limitation in the form:

Type of meeting	Date of meeting	Total Number of Members entitled to attend meeting	Attendance	
			Number of members attended	% of total shareholding
EXTRA ORDINARY GENERAL MEETING	22/06/2021	76	4	